



Metal Toilet Partitions

hadrian®



Commitment to Excellence

Since 1983, Hadrian has been the premier manufacturer of metal toilet partitions in North America. With three state-of-the-art facilities, Hadrian is capable of meeting the ever-changing demands of our customers.

Market Commitment

Our multi-layered support system allows us to take care of our business partners and cover their territories without leaving a single stone unturned!

Reliable Lead Times That You Can Count On!

Calendar controlled paint schedules and unrivaled lead times allow you to co-ordinate your projects and successfully satisfy your clients.

Quality And Technology


The unsurpassed quality of Hadrian products and our leadership in technology allows us to separate ourselves from the competition.

Throughout the years, Hadrian has demonstrated a strong commitment to its business partners. Hadrian has earned a reputation for reliability, commitment and quality in the marketplace.

www.hadrian-inc.com

Headrail Braced

Headrail Braced units are a popular choice for old or new buildings. The floor-mounted, headrail-braced compartments, are especially recommended in heavy-use areas such as schools, institutions and industrial installations. While modern in design, these units require no special structural provisions to effect a rigid installation and can be erected on any type of floor. This design is the strongest configuration and has the shortest lead time.



Standard

- Most cost effective solution
- Very rigid design
- Installation flexibility
- Most popular and accepted style




Elite Series

- Increased privacy using 64" (1626mm) doors and division panels
- Heavy-duty continuous stop and sight-line fillers close off all gaps
- Panels and doors are a full 6" (152mm) closer to the floor than standard partitions



Elite "PLUS" System

- Maximum privacy using 72" (1829mm) doors and 76" (1930mm) division panels
- Unique design which incorporates a continuous stop, hinge filler and full height channels
- Offers a clean and consistent appearance



Reinforced Pilaster Tops

An added 20 gauge channel creates extra strength and twist-free rigidity to minimize the possibility of damage by handling and shipping.


Anti-Grip Top Rail

Extruded aluminum headrail offers maximum strength, rigidity, and a clean line appearance. Its double-ridge anti-grip design deters boisterous activity and consequent damage, while still offering a smooth track for shower curtain hooks.




Ceiling Hung

Ceiling Hung units present a distinguished contemporary appearance and offer the utmost in design flexibility. They permit quick, easy floor maintenance, especially when combined with wall-hung fixtures. Ceiling Hung partitions are recommended for modernization where a drop ceiling or open span construction can be used.



Standard

- Easy to maintain with maximum hygiene
- Clean contemporary design
- Design flexibility



Elite Series

- Increased privacy using 64" (1629mm) doors and division panels
- Unique design which incorporates a continuous stop, hinge filler, and full height channels
- Offering smooth lines with easy floor maintenance


Floor Mounted

The clean lines of Floor Mounted units lend an air of spaciousness to these installations. The absence of top structure makes them the ideal choice for high ceiling areas and allows a wide range of complimentary architectural and interior decoration possibilities.



Standard

- No obstructions above the partition allows for design flexibility
- Simple clean appearance




Elite Series

- Increased privacy
- Heavy duty continuous stop and sight-line fillers
- Continuous appearance

Floor to Ceiling

Floor to Ceiling partitions are extremely strong and are a great choice for locations requiring extra durability. Hadrian offers these partitions with Standard, Elite Series, or Elite "PLUS" System doors and panels.



Urinal Screen Styles

Wall Mounted Screen

- Simple and economical design, permitting easy maintenance and floor cleaning.



Flange Mounted Screen

- Meets U.S. Government specifications. Includes heavy-duty 4" wide 12 gauge backplate and 3" deep 12 gauge side angles.



Floor Mounted Screen

- The same as a Wall Mounted Screen with the addition of a floor mounted pilaster for extra support.



High Quality Construction Features

Doors, Panels, & Pilasters



Full Honeycomb Core

Doors, Panels and Pilasters are structurally reinforced with 1" (25mm) cell honeycomb bonded from **top to bottom** and **edge to edge** throughout their entire core. The honeycomb reinforcement enhances strength, sound absorption, and overall impact resistance. Note: 1/2" (13mm) vertical honeycomb is used in all stainless steel products.

Clean, Attractive Corners – Mitred, Welded and Ground Smooth

Hadrian's "trademark" corners are unmatched for their clean, attractive appearance. The superior strength of Hadrian's full corner weld offers a hygienic seal and prevents parts from loosening and detaching.

Locking Bar Edge Moulding

All components are tack welded and interlocked under tension with a roll-formed oval crown locking bar for continuous bonding and a permanent, hygienic seal. Hadrian's design meets or exceeds the "rust-out" warranties offered by other manufacturers.

Hinges and Latches

Concealed Hinge Mounting

Hinges are concealed within the thickness of the door, top and bottom, for sanitary, easy maintenance and modern styling. This sleek design eliminates the need for exposed fasteners on the door face.



Metal Hinge Pin with Nylon Sleeve

Utilizing the best qualities of nylon and metal, Hadrian's unique hinge pin offers unrivaled performance. The pin's metal core provides sturdy support while the self-lubricating nylon sleeve ensures smooth, quiet operation. The threaded pin can be easily removed and reinserted if necessary.



Barrier-Free Lever Latch

Hadrian's exclusive thumbturn lever conforms to American Disability Act requirements and the Canadian Handicap Code. It can be activated with a short, easy movement and without finger-grip application.



Safety Release Latch


Both standard and Barrier-Free latch designs allow access from the exterior in case of emergency. The design is minimal for appearance, easy cleaning, and resistance to vandalism. The "Hadrian" name assists maintenance staff in locating the source for replacement parts.

High Quality Hardware

All brackets and door hardware components are zinc die-cast and triple plated with copper, nickel and chrome to a gleaming finish. Pilaster shoes are a one-piece welded design of polished stainless steel.


Hadrian Optional Upgrades

Upgrade Features



Super Reinforced Masonite Core

Ideal for damage-prone locations, Hadrian's Masonite reinforcement strengthens the product's surface sheets while absorbing shocks better than plywood alternatives. 1/8" (6mm) peg-board Masonite is bonded to the inner surface of material walls to encase the 1" (25mm) honeycomb center. The dent resistant toughness of the sections is increased beyond their already tough design.




Stainless Steel Hardware Package

A hardware package with brushed stainless steel wall brackets, hinges and fasteners is available. Standard brackets and hinges are zinc-cast, plated and brush finished to match the stainless steel doors and panels.



The "No-Sightline Solution"

Maximizing privacy, Hadrian's "No-Sightline Solution" completely eliminates all sightline gaps. The full-length rubber bumper on the stop deadens sound and protects against wear. The versatility of the "No-Sightline Solution" means it can be used in new and pre-existing installations. Substitute the Heavy-Duty Continuous Hinge on the hinge side for added strength without compromising privacy.



Heavy-Duty Continuous Hinge

Hadrian's economically priced Continuous Hinge is ideal for high-abuse areas where extra strength and durability are a concern. Made with heavy-duty 16-gauge material, the continuous hinge is available with powder coated or brushed stainless steel finishes. Stainless steel hinge pins are standard on both models. As an added value, Hadrian's continuous hinge also serves as a "No-Sightline" feature on the hinge side of the door.

Finishes and Materials



Stainless Steel

Hadrian's design offers long lasting beauty, gleaming modern appearance, and easy-to-clean maintenance. Doors, panels, and pilasters are type #304, with #4 brushed finish and are virtually impervious to chemical cleaners, spray washing, and sanitizing agents. Stainless steel is ideal for many situations, including:

- High-moisture conditions such as locker rooms, pool areas and recreation facilities
- High-profile, luxurious end users such as theaters and country clubs
- High-traffic areas such as airports, restaurants, and highway rest areas



Embossed Stainless Steel

Hadrian's embossed stainless steel resists extreme high traffic usage without showing wear. It also offers an improved appearance and added protection from abrasions, smudges, and fingerprints. Because this product is available in 60" wide sheets, splicing and seaming smaller widths is not necessary.

POWDER COATING

Superior Technology

Because Hadrian refuses to compromise on quality, powder coating has always been our standard painting process. Hadrian's two state-of-the-art powder coating systems utilize the latest technology to apply a hard, even, run-free finish. After a thorough cleaning and phosphatizing process, electrical charges ensure that the powder paint adheres uniformly over the entire product surface. The powder is then oven cured to create an attractive, permanent and consistent finish.

Durable, High Performance Finish

Powder coating completely covers every area of the product while exceeding the performance capabilities of liquid coated baked enamel finishes. Hadrian's superior powder coated finish resists impact, abrasions, chemicals, detergents and acids.

Thicker paint application helps to combat rust. Powder coating allows a greater paint thickness to be applied without compromising surface uniformity. Wet paints simply cannot achieve the same thickness without the threat of unsightly runs and surface irregularities.

Cutting Edge Colors

The flexibility of powder coating allows Hadrian to offer a color selection that is always on the cutting edge. From smooth flat finishes to "special effects", anti-graffiti and custom colors, Hadrian products feature the most progressive color palette available.

Environmentally Responsible

Hadrian is proud of the fact that its powder coating system is also environmentally friendly. There is virtually no waste, low energy consumption, and no solvent emissions.

For Specifications, please visit: www.hadrian-inc.com

Also see us in:



hadrian®

IN THE U.S.A.:

Hadrian Inc., 7420 Clover Avenue,
Mentor, Ohio, U.S.A. 44060
telephone: (440) 942-9118 • fax: (440) 942-9618
U.S. toll free fax: 1-800-536-1469

IN CANADA & AREAS OTHER THAN U.S.A.:

Hadrian Manufacturing Inc., 965 Syscon Road,
Burlington, Ontario, Canada L7L 5S3
telephone: (905) 333-0300 • fax: (905) 333-1841
Canada toll free fax: 1-888-817-7701



www.hadrian-inc.com